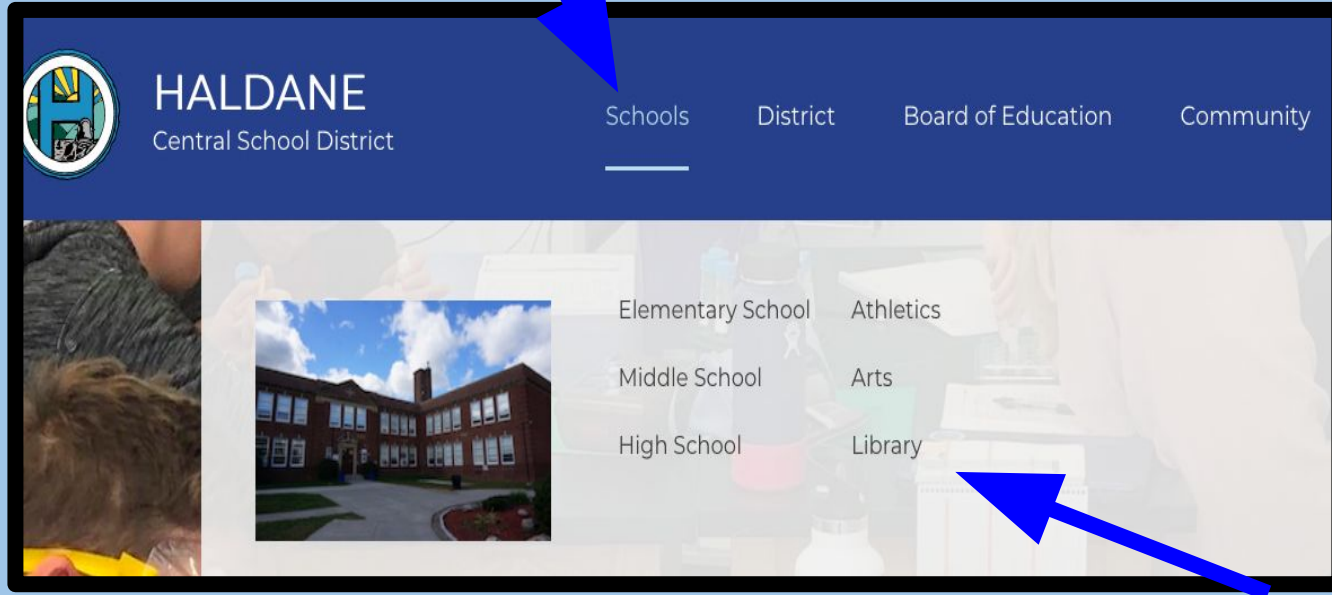


How to Reserve a Book from the Haldane Library for Pickup

Go to www.haldaneschool.org and click on **Schools** → **Library**



The screenshot shows the top navigation bar of the Haldane Central School District website. The header is dark blue with the district logo on the left, which features a stylized 'H' with a sun and a book. To the right of the logo, the text 'HALDANE Central School District' is displayed. Further right, a horizontal menu contains four items: 'Schools', 'District', 'Board of Education', and 'Community'. The 'Schools' item is underlined with a white line. Below the navigation bar, a large banner image is visible, showing a brick school building and a person in a lab coat. Overlaid on the right side of the banner is a white menu with the following items: 'Elementary School', 'Athletics', 'Middle School', 'Arts', 'High School', and 'Library'. Two blue arrows are present: one pointing to the 'Schools' link in the top navigation bar, and another pointing to the 'Library' link in the secondary menu.

HALDANE
Central School District

Schools District Board of Education Community

Elementary School Athletics
Middle School Arts
High School Library

Click on **Middle & High School Library**

Library



Elementary School Library



Middle & High School Library

Under **Library Catalog**, choose ***Click here to search for a book***

Library Resources

Library Catalog

Books

Citations

Online Databases

Local Resources

Research Tips



[Click here to search for a book](#)



How to reserve a book to pick up from the Haldane Library


Using Soraapp for ebooks and audiobooks

Click on **Haldane Middle//High School**, which will bring you to the login screen.

Elementary School Library	Middle School/High School Library
<ul style="list-style-type: none"><li data-bbox="426 561 741 590">• Haldane Elementary School 	<ul style="list-style-type: none"><li data-bbox="1112 561 1427 590">• Haldane Middle/High School 



Click on the **Log In** button on the top right of the screen.

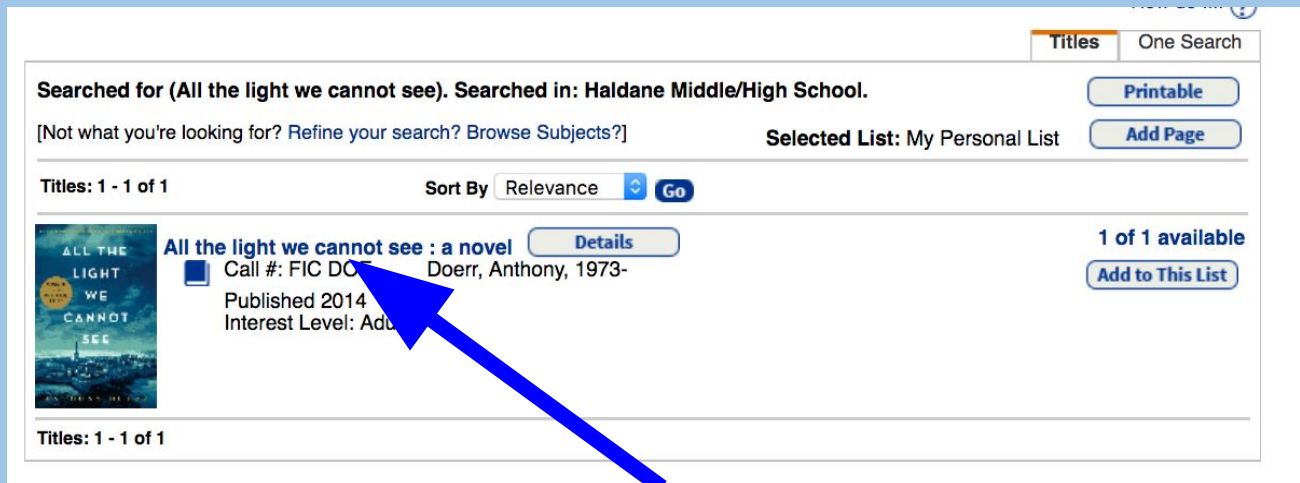


Log in with username/password. You can email Mrs. Eckes teckes@haldaneschool.org for this information or ask your English teacher.

Once you are logged in to your account, use the search box to find the item you would like to borrow by typing in a keyword, or the title if you have a specific book in mind.



Click on the title of the book you want to borrow. Check to see whether or not it is available in the library, then click **Hold It**.




The screenshot shows a library search interface. At the top right, there are tabs for "Titles" and "One Search". Below this, a search summary states "Searched for (All the light we cannot see). Searched in: Haldane Middle/High School." To the right of this summary are buttons for "Printable" and "Add Page". A link for "[Not what you're looking for? Refine your search? Browse Subjects?]" is also present. The "Selected List" is identified as "My Personal List".

The search results section shows "Titles: 1 - 1 of 1" and a "Sort By" dropdown menu set to "Relevance" with a "Go" button. The main result is for the book "All the light we cannot see : a novel" by Doerr, Anthony, published in 1973. The call number is "FIC DO". The interest level is "Ad". To the left of the text is a small image of the book cover. To the right of the text are buttons for "Details" and "Add to This List". A status indicator shows "1 of 1 available".

A large blue arrow points from the bottom right towards the title "All the light we cannot see : a novel".


Titles: 1 - 1 of 1


Sort By Relevance Go

 **All the light we cannot see : a novel** Details 1 of 1 available
Call #: FIC DO Doerr, Anthony, 1973-
Published 2014
Interest Level: Ad
Add to This List

Titles: 1 - 1 of 1

Title Details Reviews Copies



 **All the light we cannot see : a novel**

Anthony Doerr.

Call #: FIC Local copies
 DOE available: 1 of 1.
 There are no off-
 site copies of this
 title. [See all...](#)

[Recommend](#)


[Hold It](#)

Library staff will process your request, and your item will be waiting for you at the circulation desk with your name on it.

Click **My Info** (on the top left of screen) to see what items you have checked out or are on hold.



How do I... ?

Items Out			
Library Materials			
There are no library materials checked out for this patron.			
Fines			
There are no fines for this patron			
Holds			
Title	Requested	Quantity	Status
 All the light we cannot see : a novel	T 401742	1	Ready
Recommended Titles			
There are no recommended titles for this patron			